

# TB MINI BOPLAN SAFETY BARRIER SPECIFICATION SHEET

Revision: 28 April 2021 11:33 AM  
Boplan reference: MB200 ...







## PRODUCT SPECIFICATIONS


APPLICATION			
Environment	The TB Mini is used as protection against rolling containers, pallet trucks or shopping trolleys with limited speeds and where height is not important. Quick and easy to install.		
Impact performance at 90° (in JOULE)	POST:	3000 Joule (Eq. to 2,5 ton - 5,5 km/h)	
	RAIL:	5000 Joule (Eq. to 2,5 ton - 7,2 km/h)	
MATERIAL			
Posts and rails	Polyolefin - UV resistant - Fire class E <sup>+</sup> - Non conductive - Impervious to most chemicals <sup>**</sup>		
Caps	SEBS rubber		
STANDARD COLORS			
Rails	Yellow		
BASEPLATES			
	Steel	Zinc Coated Steel	Stainless steel
Material	Steel 37	Steel 37	SS 304
Coating	Lacquered	Lacquered + electro plating	No lacquer / No coating
Color	High gloss black	Matt black	Natural color

\*Classification according to EN 13501-1:2007 +A1:2009 - Fire classification of construction products and building elements.

\*\*Ask your local sales office for resistance to specific chemicals.



FIXATIONS			
		ZC (Zinc coated)	SS (Stainless steel)
STANDARD	Wedge anchor	 M12 x 120mm	M12 x 120mm
	Wedge anchor Countersunk	 Not available	Not available
	Anchor rod (Chemical)	 M12 x 120mm + Chemical resin	M12 x 120mm + Chemical resin
ALTERNATIVES	Concrete screw	 Ø12mm x 100mm	Ø10mm x 100mm
	Asphalt anchor	 Bolt M10 x 40mm + Screw Ø16mm	Not available
	Spit anchor	 Bolt M12 x 100mm + Plug Ø20mm	Not available



**FEATURES AND FUNCTIONALITY - TB MINI**

SIZE	
Height	200 mm
Profile section tube	Ø125 mm (10 mm thick)
Profile section posts	88 mm x 88 mm (7.5 mm thick)
Standard length	2000 mm (other sizes: 500 mm - 1999 mm)
Baseplates	150 mm x 100 mm (5 mm thick)

REQUIREMENTS	
Concrete quality	minimum C25/30
Concrete floor plate thickness (mm)	minimum 150 mm
Concrete slab dimension around posts (mm)	500 (h) x 500 (w) x 400 (d)
Operational temperature	-10°C up to +40°C
Water and humidity	<b>Steel (standard):</b> dry indoor use only. <b>Zinc coated:</b> outdoor use in most environments. <b>Stainless Steel:</b> outdoor use or frequent exposure to water and humidity.

**BOPLAN TB MINI**

**IMPACT LABEL FOR SAFETY BARRIERS**

IMPACT RATING	45°		90° <small>PAS 13:2017 compliant</small>																									
	<table style="width: 100%; border-collapse: collapse;"> <tr><td style="width: 20px;">E80</td><td style="width: 100px;">&lt; 80 kJ</td></tr> <tr><td>E60</td><td>&lt; 60 kJ</td></tr> <tr><td>E50</td><td>&lt; 50 kJ</td></tr> <tr><td>E40</td><td>&lt; 40 kJ</td></tr> <tr><td>E35</td><td>&lt; 35 kJ</td></tr> <tr><td>E30</td><td>&lt; 30 kJ</td></tr> <tr><td>E25</td><td>&lt; 25 kJ</td></tr> <tr><td>E20</td><td>&lt; 20 kJ</td></tr> <tr><td>E15</td><td>&lt; 15 kJ</td></tr> <tr><td>E10</td><td>&lt; 10 kJ</td></tr> <tr><td>E5</td><td>&lt; 5,0 kJ</td></tr> <tr><td>E2</td><td>&lt; 2,5 kJ</td></tr> </table>	E80	< 80 kJ	E60	< 60 kJ	E50	< 50 kJ	E40	< 40 kJ	E35	< 35 kJ	E30	< 30 kJ	E25	< 25 kJ	E20	< 20 kJ	E15	< 15 kJ	E10	< 10 kJ	E5	< 5,0 kJ	E2	< 2,5 kJ			
E80	< 80 kJ																											
E60	< 60 kJ																											
E50	< 50 kJ																											
E40	< 40 kJ																											
E35	< 35 kJ																											
E30	< 30 kJ																											
E25	< 25 kJ																											
E20	< 20 kJ																											
E15	< 15 kJ																											
E10	< 10 kJ																											
E5	< 5,0 kJ																											
E2	< 2,5 kJ																											
		7,0 kJ	5,0 kJ																									

**TEST CONDITIONS**

TEMPERATURE: 20°C  
 IMPACT HEIGHT: 135 mm  
 IMPACT ANGLE: 90°  
 TEST FLOOR: CONCRETE C25/30 - 160 mm  
 MANUFACTURER ANCHOR PULL OUT: 7,9 kJ

**TEST VEHICLE**

WEIGHT: 2300 KG  
 TYPE: COMMERCIAL FORK LIFT  
 SIZE (L x W x H): 1890 x 1020 x 1970 mm  
 CONTACT AREA: STEEL BUMPER WIDTH: 600 mm

**BOPLAN TEST LAB**

Muizelstraat 12  
 8560 Moorsele  
 Belgium

**SUCCESS CRITERIA** VEHICLE STOPPED - ASI (ACCELERATION SEVERITY INDEX) < 0.5

REFERENCE LIST - TB MINI		
	Yellow	Multicolor ■■
Std module 1000mm Std module 1000mm SS Std module 1000mm ZC	MB2000-1000-0001YE MB2000-1000-0001YES MB2000-1000-0001YEZ	MB2000-1000-0001MC MB2000-1000-0001MCS MB2000-1000-0001MCZ
Std module 2000mm Std module 2000mm SS Std module 2000mm ZC	MB2000-2000-0001YE MB2000-2000-0001YES MB2000-2000-0001YEZ	MB2000-2000-0001MC MB2000-2000-0001MCS MB2000-2000-0001MCZ
Non-Std module 500 - 999mm Non-Std module 500 - 999mm SS Non-Std module 500 - 999mm ZC	MB2001-0999-0001YE MB2001-0999-0001YES MB2001-0999-0001YEZ	MB2001-0999-0001MC MB2001-0999-0001MCS MB2001-0999-0001MCZ
Non-Std module 1000 - 1999mm Non-Std module 1000 - 1999mm SS Non-Std module 1000 - 1999mm ZC	MB2001-1999-0001YE MB2001-1999-0001YES MB2001-1999-0001YEZ	MB2001-1999-0001MC MB2001-1999-0001MCS MB2001-1999-0001MCZ

